

No more waiting in long lines at the window



Easily Accessible



Return packages with ease



Get same day delivery for qualified items



order

online

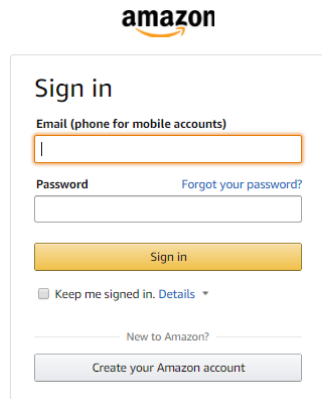
pick up

here



Just 4 easy steps to setup "Rissole" on your computer!

Step 1:
Log-in to your Amazon account



The image shows the Amazon sign-in page. At the top is the Amazon logo. Below it is a "Sign in" heading. There are two input fields: "Email (phone for mobile accounts)" and "Password". A "Forgot your password?" link is next to the password field. A yellow "Sign in" button is below the fields. There is a checkbox for "Keep me signed in. Details" and a link for "New to Amazon?". At the bottom is a "Create your Amazon account" button.

Step 4:
Click on the check mark to confirm you have access to this location

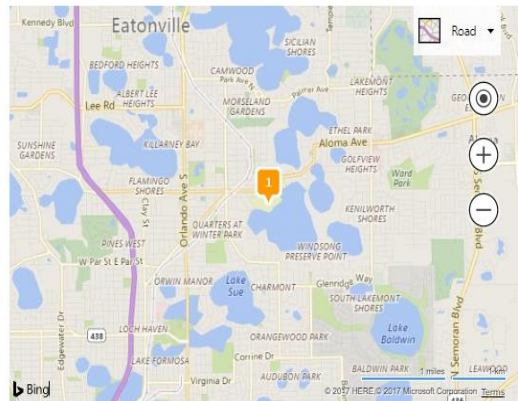
[Your Account](#) > [Manage Address Book](#) > [Amazon Pickup Location Search Results](#)

Amazon Pickup Location Search Results

Results for "Rissole"

1 Amazon Locker - Rissole Mon - Fri: 1000 Holt Ave, at Rollins College Post Office, Winter Park FL 32789-4499 [Select](#)

⚠️ Not a public Locker. You must have building access to pick up your package. I confirm that I have access to this location [Learn more](#)



Step 2:
To add "Rissole" as Your new Amazon locker delivery point

[Your Account](#) > [Your Addresses](#) > [New Address](#)

Add a new address

Or pick up your packages at your convenience from our self-service locations. To add an Amazon Pickup Point or Locker, click [HERE](#).



Step 3:
Type in "Rissole" in "Search by Locker Name" field and click "Search"

[Your Account](#) > [Manage Address Book](#) > [Search for a new Amazon Pickup Location](#)

Search for a new Amazon Pickup Location

Amazon Pickup locations offer package pickup at self-service Amazon Lockers and at staffed locations. Please enter address, postal code, landmark, or Amazon Locker name.

Country :

Search by Address:

Search by Zip Code:

Search by Landmark:

Search by Locker Name:

[Your Account](#) > [Your Addresses](#)

✓ Address saved

Now, you are all set to use your Amazon locker!

Your Addresses

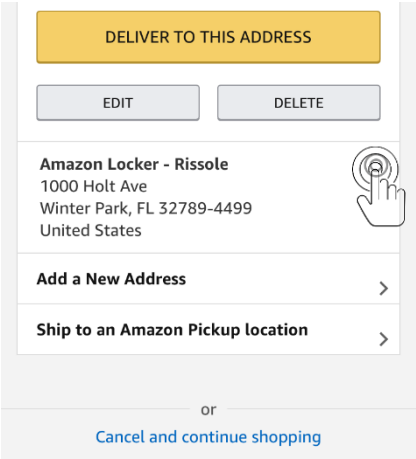
Amazon Locker - Rissole Map

1000 Holt Ave
At Rollins College Post Office
Winter Park, FL 32789-4499
United States

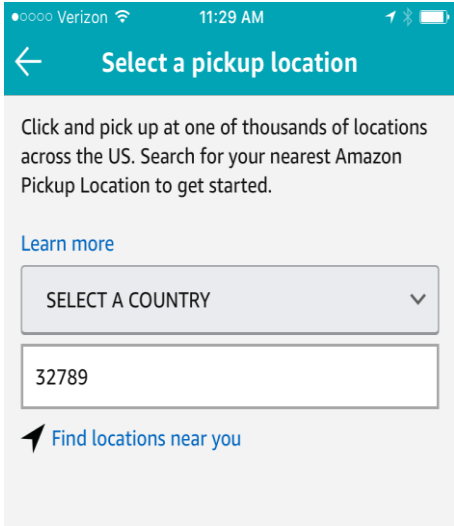
[Delete](#) | [Set as Default](#)

Set Amazon locker as your default Address on campus

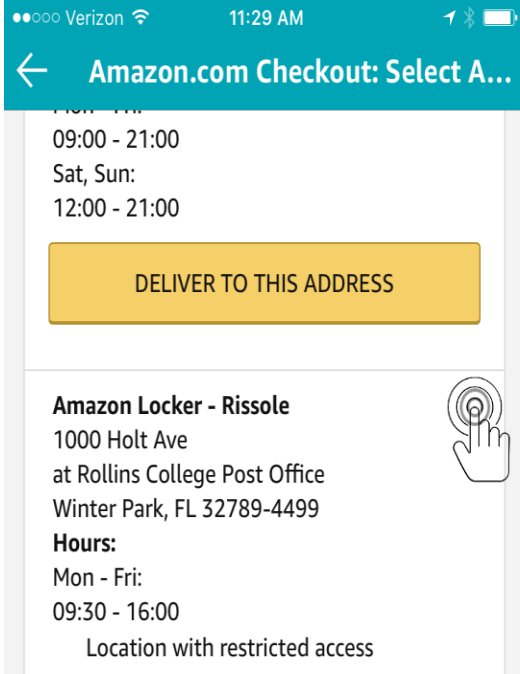
Using Rissole From your Phone!



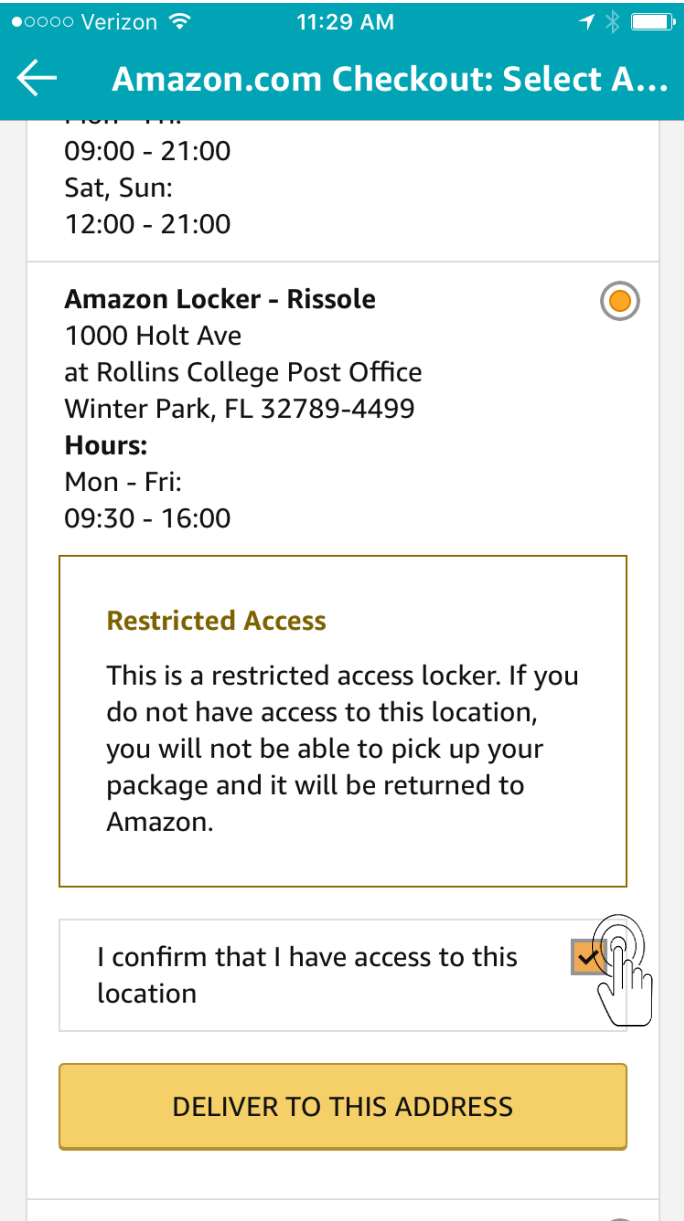
Step 1:
Once you have it set. You can pick the locker as your address. If not, click on "Ship to an Amazon Pickup location" filed



Step 2:
Type in your zip code or touch "Find locations near you"



Step 3:
Select Amazon Locker - Rissole



Step 4:
Press "DELIVER TO THIS ADDRESS" button. You'll receive an email once your package is delivered