Instructions for United Educator Online Courses

1. Please visit: https://www.edurisklearning.org.

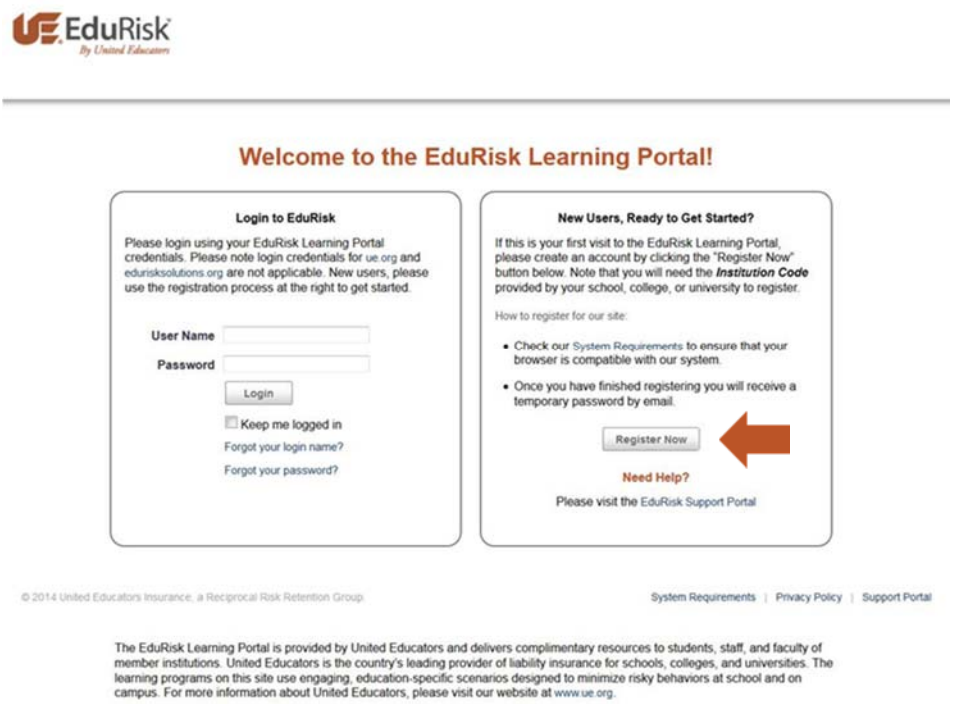

2. Once at that site, click on the button at the bottom of the box on the right that says "register now." Once there, you will be asked to complete a short form:

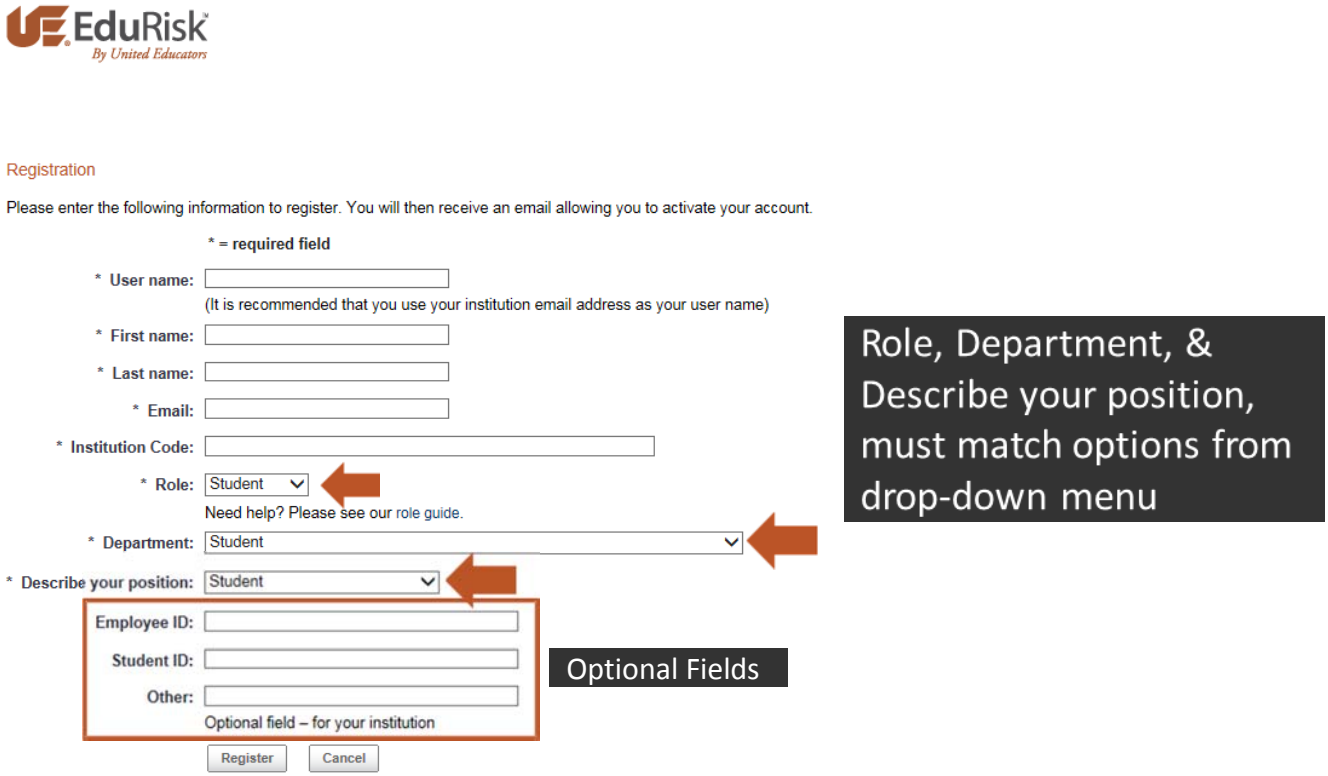

3. Note when filling out this form please complete the required boxes, ensuring that you mark the below areas as follows:

   - Institution Code: **OFFICE OF STUDENT EMPLOYMENT WILL GIVE YOU THE CODE** (please do not copy and paste this code, type it in to avoid login errors)
   - Role: **Student**
   - Department: **Student**
   - Describe your position: **Student**
   - Student ID: **Your R-Number**

4. Once the Registration Form is completed, you will receive an email from *"Campus Solutions"* with a temporary password. Login again where it says, **click here** on the screen.

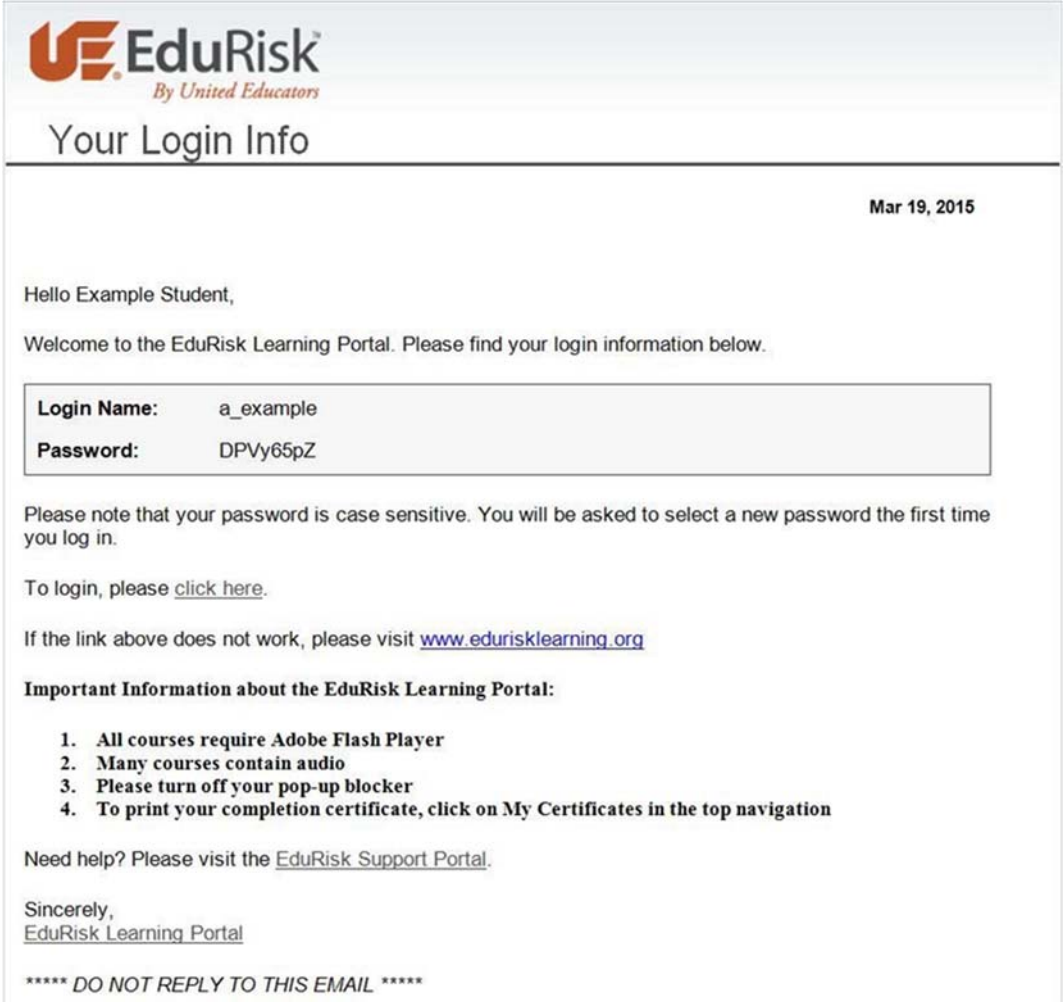

EduRisk
By United Educators

Your Login Info

Mar 19, 2015

Hello Example Student,

Welcome to the EduRisk Learning Portal. Please find your login information below.

Login Name:	a_example
Password:	DPVy65pZ

Please note that your password is case sensitive. You will be asked to select a new password the first time you log in.

To login, please click here.

If the link above does not work, please visit www.edurisklearning.org

Important Information about the EduRisk Learning Portal:

1. **All courses require Adobe Flash Player**
2. **Many courses contain audio**
3. **Please turn off your pop-up blocker**
4. **To print your completion certificate, click on My Certificates in the top navigation**

Need help? Please visit the EduRisk Support Portal.

Sincerely,
EduRisk Learning Portal

***** *DO NOT REPLY TO THIS EMAIL* *****

5. You will then return to the main screen where you will now sign-in as an existing Member while inserting your temporary password. **Please Note:** On the following screen you will be asked to create a customized password for you to remember. Please keep track of this password.

6. Once logged in you will be redirected to a screen with a list of learning modules on the page. Please launch the appropriate learning programs and appropriate courses listed below:

Student Employees must complete the following three courses:

- Learning Module 1: Campus SaVE Act [REQUIRED]
  Course: CS-101 Introduction to the Campus Sexual Violence Elimination Act - Students

- Learning Module 2: Show Some Respect! Prevent Harassment [REQUIRED]
  Course: SH-110-H Show Some Respect!

- Learning Module 3: Workplace Harassment Prevention [REQUIRED]
  Course: Workplace Harassment: Fundamentals – Higher Ed

You must email your completed course certificates or course transcript to ose@rollins.edu.